

Woolomin Public School

Newsletter Week 4, Term 4

Frederick Street, Woolomin, NSW, 2340

Ph: 6764 2274 Fax: 6764 2307

Email: woolomin-p.school@det.nsw.edu.au

Website: www.woolomin-p.schools.nsw.edu.au



Monday, 5 November 2018

WEEK 3 ASSEMBLY AWARDS



Miss Burford's Award

Emma Adams: for improvement in reading.



Principal's Award

Eva Scheffe: for demonstrating qualities of a good student leader: being polite, helpful and a pleasure to teach.



Mrs McMahon's Award

Lily Parkinson: for quality work in the HOME PROJECT: Work that reflects focus and enjoyment.




Merit Cards K-2

Maiya Douglas, Mayci Oliver, Amba Graham and Ryda Oliver.



Merit Cards 3-6

Lily Parkinson, Bladen Steel, Liam Wells, Connor Jones, Eva Scheffe, Joey Sampson and Talia Summers.



Great Behaviour Award: Gold Level
Amba Graham



"Caught you being Good" prize winner:
Tyler Woodard

'Yankee Jack'

Last week notes were sent home for the Yankee Jack performance in Week 7. Please have notes and money returned to the office by Monday 19th November and not December as printed on the return slip.

Selective High Schools 2020

The Selective High Schools website closes for submissions on **Monday 12th November** and late submission cannot be accepted. If you are looking at attending Farrer or Peel High School, please register via the link below.

<https://www.shsocplacement.org.au/registration/>



Extension Programs

This Tuesday and Wednesday early morning sessions will continue at the normal time from 8am-8.45am.

Kindergarten School Readiness Program

Our School Readiness Program run by Miss Burford is on again this Wednesday.

Dates and Times:

7/11/18	9am-1.15pm
14/11/18	9am-3pm
21/11/18	9am-3pm
28/11/18	9am-3pm

If you have a child interested in starting Kindergarten in 2019 and would like them to participate in our program please call the school to enroll and bring a copy of your child's Birth Certificate and Immunisation details and any health care plans or medical information.

School Phone Number- 67642274

Remembrance Day

This Friday 9th November we will be holding a Special Assembly for Remembrance Day. Guests are invited to arrive at 10.15 for a 10.30 start. The assembly will be held in the cola area near the flagpole.



Intensive Swimming

Please ensure money and notes are returned to school ASAP to assist with program planning and the organisation of student transport.

Halloween

Last Wednesday 31st October, we held a special Halloween themed day complete with costume parade, guessing table and spooky cake stall.

We had some amazing costumes with Laylah O'Malley (K-2), Joseph Sampson (3-4) and Lily Parkinson (5-6) winning the spookiest character in our costume parade.

Judging the spookiest cake was a tough job as there were so many delicious looking goodies. So many in fact that Mrs McMahon could not choose one winner and awarded three winners! Congratulations to the Meredith, O'Malley and Graham Families for their amazing donations for the cake stall. Thank you to all families for contributing to the success of the day. We are very fortunate to have such a supportive school community who really get behind student initiatives.

The SRC raised \$58.50 from the day's activities and everyone enjoyed the festivities and fun of Halloween.



Head lice

Head lice can unfortunately be quite common when large groups gather in regular settings such as schools, and be easily passed along. Attached is an information sheet with some useful information to help families to be prepared for, and how to deal with head lice should you encounter them. Ensuring students bring and wear their own hat each day can help to minimise head lice spreading in group settings.



Mini Canteen

Ham and Cheese toasties will be available Monday to Thursday for \$2.50. *Toasties will not be available on Friday's due to SRC Special Lunch.*

This Friday we will have Party Pies available for \$0.50 per mini pie. Please ensure catering forms are returned to school by Wednesday so adequate supplies can be purchased. Late orders may result in an alternate lunch if special runs out.

Sipahh straws and a glass of milk, will be available as part of our ongoing lunch menu for \$1.50 Monday - Friday.

Below are some pictures of our students enjoying last week's Spaghetti Bolognese.



Nundle Bursary

Each year, the Nundle Branch of the RSL Club offers Year 6 students of Nundle, Woolomin & Dungowan Public Schools the opportunity to compete for an annual bursary of \$600 per year. This money is to assist the family pay for that student's education expenses for up to 10 years, whilst they remain at school &/or in tertiary education.

The bursary has been available for over 60 years thanks to the generosity of a variety of local donors who have all made a commitment to the children of families in the local community.

This year, Woolomin PS will host the examination on Monday 26th November, 2018, in the school library.

Students in Year 6 will receive further information and a permission note which needs to be returned signed by Thursday November 22nd.

School Uniforms

Please see attached school uniform order for 2019. Items will be ordered and held in the school office for purchase. A note will be sent out once all items have arrived and been unpacked.

Perpetual Trophies

All perpetual trophies awarded to students at the 2017 Presentation Night will need to be returned to the school by this Friday 9th November ready for this year's awards.



Support the Troops

Students will again this year be sending care packages to troops deployed overseas for Christmas.

If you would like to donate any items for the care packages please send into school by Friday November 23rd to be made into packages and sent off. The Defence Department has asked for items to be gender neutral, non-perishable goods and must not be on Australia Posts Dangerous and Prohibited Goods and Packaging Guide. They also request no liquid items.

Some examples of items to include are:

- Roll on deodorant
- Razors
- Magazines
- Peanuts/nuts
- Candy canes
- Soap
- Small puzzles / games
- Pack of cards
- Lip balm
- Moisturiser



CWA Cooking Competition

It is time again to cook for the CWA. Dust off your cake tins and fire up the oven (with a parent's supervision). All students are welcome to enter.

This year the cake recipes are Cinnamon Teacake for 18 years and under as of the 31st March 2019, and Decorated Butter Biscuits for 12 years and under as of the 31st March 2019.

The recipes are attached to this week's newsletter.

Please have entries labelled with your name and age, at school office no later than 9.00am Tuesday 27th November. Entries will be collected from the office and taken to the CWA for judging.

P&C Meeting

Novembers P&C Meeting will be held this Wednesday 7th, 7pm at the school.

Term 4 Calendar

Week 4

Wednesday 7th November	School Readiness Program 9 -1:15 PHS Yr 5 Taster P&C Meeting 7pm
Friday 9th November	Special Remembrance Ceremony

Week 5

Monday 12th November	Selective High Schools Website Closes
Wednesday 14th November	School Readiness Program 9 -3

Week 6

Wednesday 21st November	School Readiness Program 9 -3
-------------------------	-------------------------------

Week 7

Monday 26th November	Nundle Lions Bursary Test
Tuesday 27th November	CWA Cooking Entries due by 9am
Wednesday 28th November	School Readiness Program 9 -3 Yankee Jack Performance Nundle

Week 8

Tuesday 4th – Friday 7th December	Intensive Swimming
Tuesday 4th December	PHS Year 6 Orientation
Tuesday 4th December	QHS Year 6 Orientation
Tuesday 4th December	THS Year 6 Orientation
Thursday 6th December	Year 6 Farewell Dinner

Week 9

Tuesday 11th – Friday 14th December	Intensive Swimming
Thursday 13th December	Presentation Night
Friday 14th December	Lake Keepit Mud Run

Week 10

Wednesday 19th December	Last Day for Students
-------------------------	-----------------------

While children are at school many families will have contact with head lice. The information contained here will help you treat and control head lice.

Catching head lice

Head lice have been around for many thousands of years. Anyone can get head lice.

Head lice are small, wingless, blood sucking insects. Their colour varies from whitish-brown to reddish-brown. Head lice only survive on humans. If isolated from the head they die very quickly (usually within 24 hours).

People get head lice from direct hair to hair contact with another person who has head lice. This can happen when people play, cuddle or work closely together.

Head lice do not have wings or jumping legs so they cannot fly or jump from head to head. They can only crawl.

Finding head lice

Many lice do not cause an itch, so you have to **look carefully to find them**.

Head lice are found on the hair itself and move to the scalp to feed. They have six legs which end in a claw and they rarely fall from the head. Louse eggs (also called nits) are laid within 1.5 cm of the scalp and are firmly attached to the hair. They resemble dandruff, but can't be brushed off.

Lice can crawl and hide. The easiest and most effective way to find them is to follow these steps:

- Step 1** Comb any type of hair conditioner on to dry, brushed (detangled) hair. This stuns the lice and makes it difficult for them to grip the hair or crawl around.
- Step 2** Now comb sections of the hair with a fine tooth, head lice comb.
- Step 3** Wipe the conditioner from the comb onto a paper towel or tissue.
- Step 4** Look on the tissue and on the comb for lice and eggs.
- Step 5** Repeat the combing for every part of the head at least four or five times.

If lice or eggs are found, the hair should be treated.

If the person has been treated recently and you only find empty hatched eggs, you may not have to treat, as the empty eggs could be from a previous episode.

Treating head lice

Treating head lice involves removing lice and eggs from the hair. There are two ways you can do this:

1. Buying and using a head lice lotion or shampoo, following the instructions on the product
2. Using the conditioner and comb method (described under 'finding head lice') every second day until there have been no live lice found for ten days.

If you choose to use a head lice product always read and follow the instructions provided with the product carefully. The following points may also be helpful:

- Head lice products must be applied to all parts of the hair and scalp.
- No treatment kills all of the eggs so treatment must involve two applications, seven days apart. The first treatment kills all lice; the second treatment kills the lice that may have hatched from eggs not killed by the first treatment.
- Cover the person's eyes while the treatment is being applied. A towel is a good way to do this.
- If you are using a lotion, apply the product to dry hair.
- If you are using a shampoo, wet the hair, but use the least amount of water possible.
- Apply the treatment near the scalp, using an ordinary comb to cover the hair from root to tip. Repeat this several times until all the hair is covered.

There is no need to treat the whole family - unless they also have head lice.

Concentrate on the head - there is no need to clean the house or the classroom.

Only the pillowcase requires washing - either wash it in hot water (at least 60°C) or dry it using a clothes dryer on the hot or warm setting.

Testing resistance

Head lice products belong in one of the following categories depending on the active compound they contain:

- pyrethrins
- synthetic pyrethroids (permethrin, bioallethrin)
- organophosphates (maldison or malathion)
- herbal with or without natural (non-chemical) pyrethrins.

Insecticide resistance is common, so you should test if lice are dead. If they are, treat again in seven days using the same product. If the lice are not dead, the treatment has not worked and the lice may be resistant to the product and all products containing the same active compound. Wash off the product and treat as soon as possible using a product containing a different active compound. If the insecticide has worked, the lice will be dead within 20 minutes.

Any head lice product could cause a reaction and should be used with care by women who are pregnant or breastfeeding, children less than 12 months old and people with allergies, asthma or open wounds on the scalp. If you are unsure, please check with your pharmacist or doctor.

Head lice combs

Combs with long, rounded stainless steel teeth positioned very close together have been shown to be the most effective, however, any head lice comb can be used.

Head lice eggs

Head lice eggs are small (the size of a pinhead) and oval. A live egg will 'pop' when squashed between fingernails.



Dead eggs have crumpled sides and hatched eggs look like tiny boiled eggs with their tops cut off.

Regulations

According to the Public Health and Wellbeing Regulations 2009, children with head lice can be readmitted to school or children's service centres after treatment has commenced.

The department recommends a child with head lice can be treated one evening and return to school or children's service centres the next day, even if there are still some eggs present. There is no need to miss school or child care because of head lice.

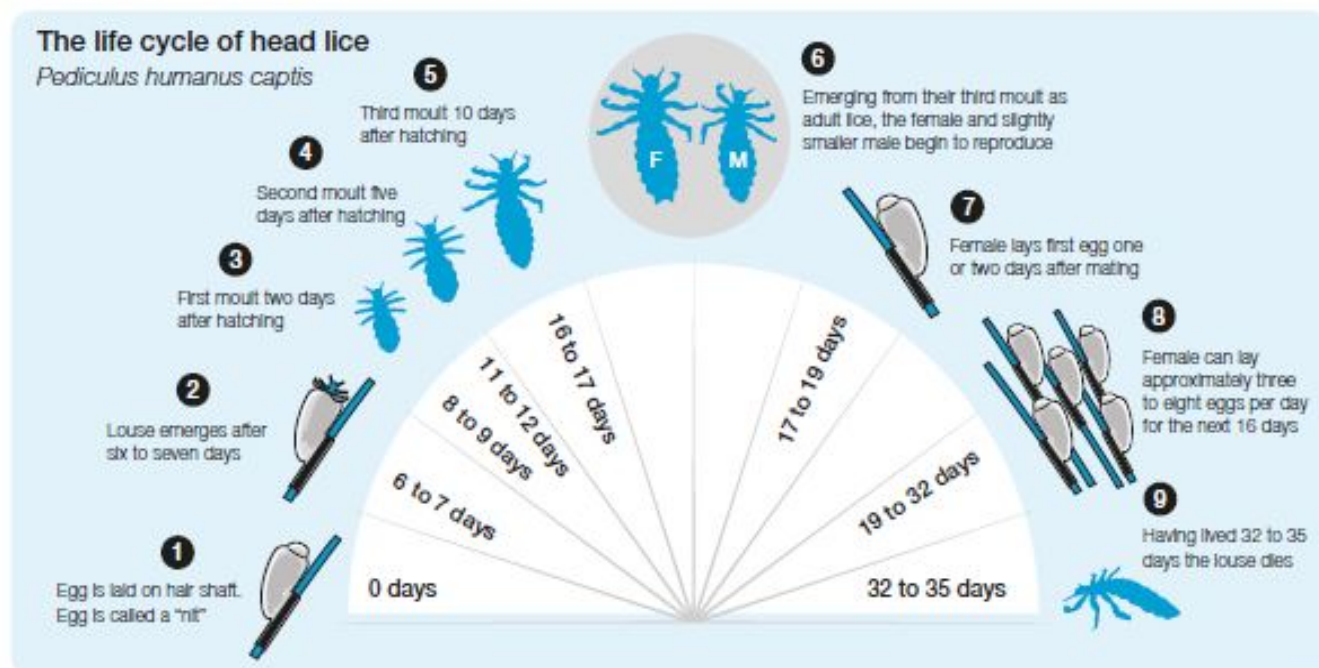
Preventing head lice

Check your child's head regularly with comb and conditioner. There is no research to prove that chemical or herbal therapies can prevent head lice.

Further information

The following website offers further information:

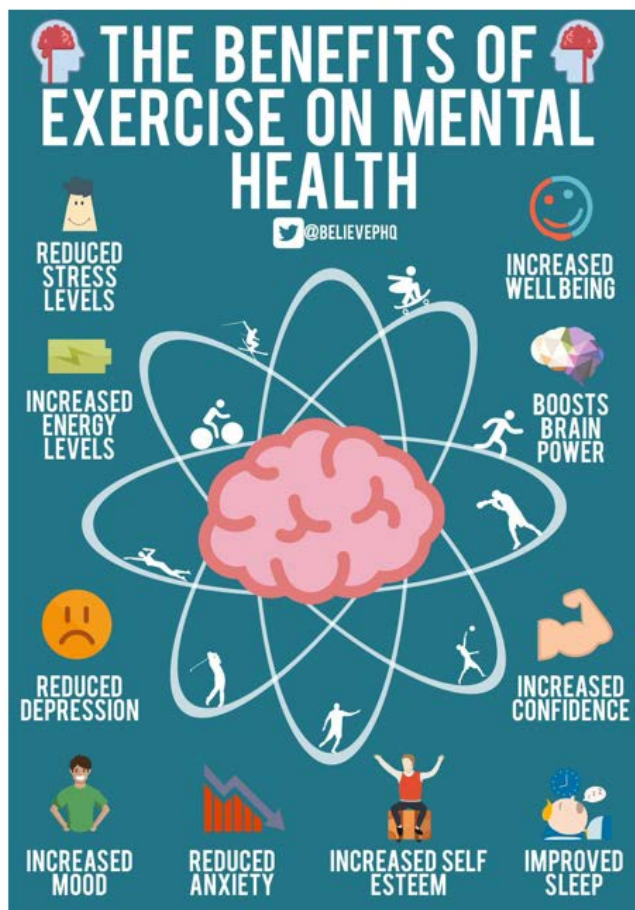
www.health.vic.gov.au/headlice



The information in this pamphlet is based on the research conducted and written by Associate Professor Rick Speare and the team of researchers at, School of Public Health and Tropical Medicine, James Cook University.

Cover concept by students from St Patrick's Primary School, West Geelong. Life cycle diagram courtesy of Nitpickers Qld.
© Copyright Department of Health 2010. Authorised by the State Government of Victoria, 50 Lonsdale Street, Melbourne. November 2010. PH468. (1010013)

Good for Kids good for life



Source: BelievePerform



PHONE 49246499

FAMILY BINGO NIGHT

WOOLOMIN HALL

SATURDAY 10TH NOVEMBER

7PM



COME ALONG FOR A FUN NIGHT

BINGO, RAFFLES & GAMES

BYO DRINKS AND NIBBLES

TEA AND COFFEE PROVIDE

ALL CHILDREN MUST BE ACCOMPANIED BY A RESPONSIBLE ADULT

Nundle Lions Twilight Christmas Market

10th November 2018 5pm-9pm

Nundle Woollen Mill Grounds

*Experience an authentic
Christmas Market*

- German inspired food
- Quality hand-made products
- Christmas Lights & Music
- Nundle Businesses are open for late night shopping
- Santa
- Lantern Making
- Face Painting and more!



Entry: \$2, Kids under 12 years FREE
A Lions Club Community Fundraiser

Alcohol-Free Event



Nundle Sport & Recreation Club Charity Day



Crosby Street Nundle - 02 6769 3268 (Cheryl: 0447 232 621)
November Saturday 10th, 2018

\$ \$ \$ \$ \$ \$ \$
Car Boot Sale
10.00 am to 3.00pm
Site Fees Donated to
Woolomin Public School

4.00 pm
Woolomin Heat
of the "High Country Songbird
Vocal Championships"
No Entry Fee - Just Sing 3 Songs
Best Three Acts go through to Finals
More Information Phone:
TASMA 0498 046 754

"Come & Have A Fun Day" It's hoped
to make this a Regular Event if you're
a Market Vendor and wish to set up a stall contact
TASMA or The Nundle Sport & Recreation Club.



CWA WOOLOMIN
COMMUNITY XMAS PARTY

AT WOOLOMIN HALL

TUESDAY 4 DECEMBER, 2018

11-30A.M. FOR 12 NOON LUNCH

ENTERTAINMENT
GIFTS & GOODIES FOR SALE
CHRISTMAS CAROLS
RAFFLE & LUCKY DOOR PRIZES
BRING A FRIEND

Gold Coin Donation

RSVP 27 November 2018

VICKI - 67642366
BEY - 67642257



DEORATED BUTTER BISCUITS

INGREDIENTS

250g butter, at room temperaure
125g (3/4 cup) icing sugar mixture
1 teaspoon vanilla essence
300g(2 cups) plain flour
70g (1/2 cup) custard powder
2 tablespoons milk
100's & 1000's to decorate

METHOD

Heat oven to 180c
Beat butter and sugar in a bowl until pale and creamy.
Beat in vanilla. Add the sifted flour, custard powder and then the milk.
Stir until a soft dough forms.
Turn out onto a well-floured surface and bring together and shape into disc.
Cover with plastic wrap and rest in fridge for ½ to 1hour.
Roll out dough approximately 5mm thick and cut into rounds using a serrated 5cm scone cutter.
Place on a greased tray and decorate with about 1/4tsp of 100's& 1000's sprinkles.
Press in slightly with the back of a teaspoon so that they don't roll off.
Bake for approximately 12-14 minutes in oven until golden.

CINNAMON TEACAKE

INGREDIENTS

MELTED BUTTER TO GREASE

100G BUTTER, AT ROOM TEMPERATURE, CUBED
110G (1/2cup) caster sugar
1-teaspoon vanilla essence
1-egg, at room temperature
150g(1cup) self-raising flour
80ml(1/3 cup) milk, at room temperature

CINNAMON TOPPING

1 tablespoon caster sugar
½ teaspoon ground cinnamon
20g butter, melted

METHOD

Preheat oven to 180c or 160c fan-forced
Grease a shallow 20cm round cake tin with melted butter and line the base with baking paper.
Beat butter, sugar and vanilla until pale and creamy.
Add the egg and beat until well combined.
On low speed, beat in half the flour, then the milk, and then the remaining flour until just combined.
Spoon into the prepared tin and use the back of spoon to smooth the surface.
Bake in the preheated oven for 30minutes or until golden and a skewer inserted in the canter come out clean.
Stand in the tin for 5minutes before transferring to tea towel covered cake rack.

To make the cinnamon topping, combine the sugar and cinnamon.

Brush the top of the warm cake with the melted butter and sprinkle the cinnamon sugar mixture evenly over the top of the cake.